









BUILD PROCESS

- PURCHASE AGREEMENT
- STUDIO MEETING 1
- STUDIO FINALIZATION MEETING
- DRAWINGS AND PERMITS
- FOUNDATION
- CONSTRUCTION HOMEOWNER MEETING 1
- FRAMING
- MECHANICALS, ROOF, INSULATION
- DRYWALL
- PAINT, TRIM, AND CABINETS
- HARD SURFACE FLOORING
- FINISHES, CARPET, AND ACCESSORIES
- DRYWALL AND PAINT TOUCH-UPS
- CONSTRUCTION HOMEOWNER MEETING 3 & 4
- APPLIANCES, FINAL INSTALLS, AND INSPECTIONS
- CLOSING/KEYS/ CONGRATULATIONS!
- WELCOME HOME!
- YARD

Drywall

Up to 2 weeks are devoted to hanging and finishing drywall. Depending on the square footage of your home, this process could take a little longer or get finished faster!

-  Once hung, drywall will be taped and bedded. During this stage, outside heaters may be brought in to ensure proper drying during the winter months as well as your furnace.
-  If you visit the home during this stage, please make sure to leave these heaters on. It may be very hot inside!
-  At this point, the drywall will not be perfect and you may see blemishes on walls. There are still many stages that could scuff up the drywall and paint.
-  Final drywall repairs and paint touch-ups will occur at the Finish stage prior to closing.
-  Please be advised this is the messiest time of construction.
-  This is estimated as the halfway point of construction.